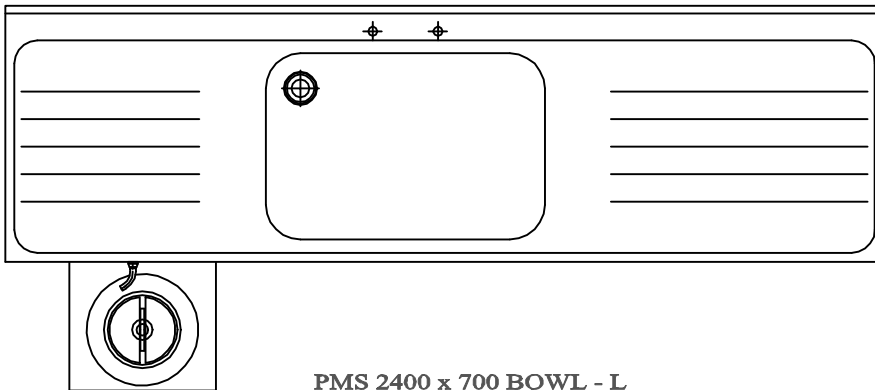
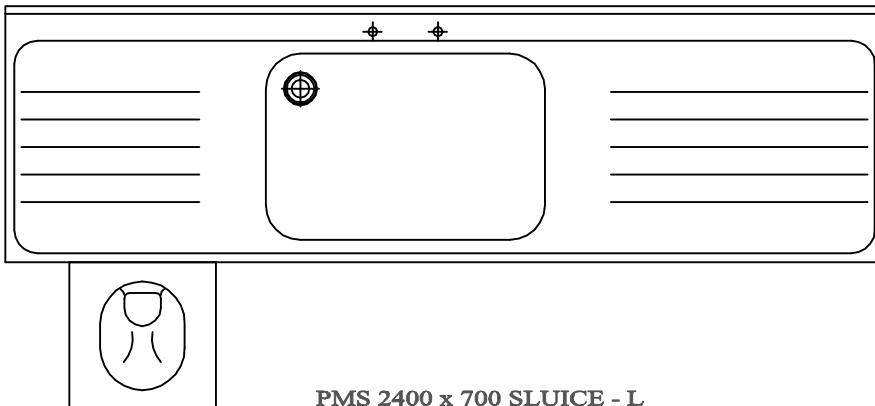



PMS 3000 x 650 BOWL / DEMONSTRATION



PMS 2400 x 700 BOWL - L



PMS 2400 x 700 SLUICE - L



PMS 1800 x 650 SLUICE - L

FITTINGS PROVIDED - all models

15mm Pillar type H/C lever mixer tap chromium plated.

Standup type stainless steel strainer waste, with bowl fitting.

Trigger action spray attachment with retaining hook.

3000mm of 15mm smooth flexible hose.

Thermostatic fail-safe mixing valve with 15mm isolating valve for hose.

7.5 litre capacity remote cisterns are provided with all sluice units.

These drawings represent a sample of the models available.

All models are available in left or right hand configurations, with a low level bowl or flushing sluice.